

STATE OPEN PAIRS CHAMPIONSHIPS 2024

COUNTRY OPEN PAIRS CHAMPIONSHIPS 2024

SUPPLEMENTARY TOURNAMENT REGULATIONS

NB This event awards red masterpoints with a weighting of W=5.00. It is imperative that the director of the sessions sets the weighting correctly when scoring the event. The procedure for doing this in Compscore2, Compscore3, Scorebridge and ASE9 can be found in the appendix at the end of these regulations (Parts A, B, C and D, respectively).

1. The Championship is conducted under the Laws of Duplicate Bridge 2017 and the Tournament Regulations of the New South Wales Bridge Association, as amended.
2. Club qualifying competitions must be held over a maximum of four sessions. Clubs may hold more than one qualifying event, but the maximum number of sessions allowed for any single club is five.
3. Yellow Systems are not permitted at any stage of the Championship.
4. Directors must be qualified at Club level or above.
5. Players must have an *active* Australian Bridge Federation masterpoint number.
6. Players do not have to be members of the club holding the qualifying competition, but the Masterpoint Scheme requires all competitors in online sessions to be members of a club affiliated with the NSWBA.
7. Sessions may be held face-to-face or online using the RealBridge platform. Qualifying sessions held on BBO or Stepbridge are not allowed.
8. The State Open Pairs and Country Open Pairs Championship Finals will be held on 16th & 17th November 2024.
9. The upper limit to the number of pairs that may be sent is the entire qualifying field. Clubs will be charged \$160 per representative pair. Lunch is provided by the NSWBA on both days and is included in the entry fee.
10. Clubs and players should note that pairs that have not qualified via an affiliated club will be accepted into the Final at a cost of \$200 per pair.
11. To get the benefits of the discounted entry fee above, **all pairs must be *bona fide* club representatives, i.e. each pair must have entered and played a club qualifying event as a pair - it is not allowable for players who have qualified in different partnerships to play together in the Final as club representatives.** Such players may, of course, enter the Final directly as allowed under Reg 10.

12. Pairs playing in the State Final are allowed one substitution on the Saturday and no substitutions on the Sunday. All substitutions must be in accordance with the NSWBA Tournament Regulations, submitted via the on-line substitution form at www.nswba.com.au/forms/substitute.asp and must be approved in advance by the NSWBA Events Committee.
13. The top 14 pairs on Saturday will qualify for the State Open Pairs Final. In addition, the top 14 pairs from the non-metropolitan clubs will qualify to a separate Country Open Pairs Final. Country pairs who qualify for the State Final may choose which Final they contend.
14. To be eligible to qualify for the Country Pairs Final a pair must either
 - (a) have qualified via a non-metropolitan affiliated club, or
 - (b) each member of the pair must have a main residence in a non-metropolitan region of NSW and/or be a *bona fide* member of and regular player at a non-metropolitan club. No pair that qualified via a metropolitan club is eligible for the Country Pairs Final.
15. Clubs located outside the Sydney metropolitan region may apply to the NSWBA for financial assistance for pairs representing their clubs in the Championship Final.
16. An Excel form to assist clubs is available for download from the NSWBA website www.nswba.com.au/tourn/state/se.asp?Y=2024&E=sop. This is to be completed and used as a cover sheet and check list and then emailed to the NSWBA. Participating clubs must send the following to sop@nswba.com.au.
 - The completed coversheet available from the NSWBA website (see above) as an Excel file. This will include the names and ABF numbers of the pairs representing the club;
 - A complete copy of the results of each qualifying session as a pdf, html or txt file;
 - **The masterpoint file as a .red file. This is mandatory if you score using a computer.**
17. Clubs should note that red masterpoints for the qualifying sessions will be submitted to the Masterpoint Centre **after** the Championship Final.
18. The NSWBA will issue each participating club with an invoice to cover the entry fees of representative pairs or the cost of masterpoints issued. **Do not send any money until you receive the invoice.**
19. Masterpoints.

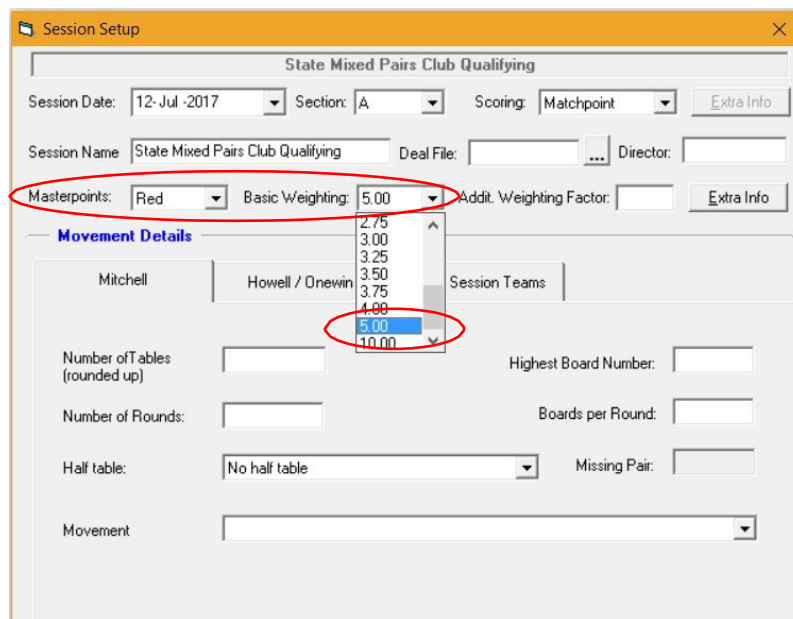
Red masterpoints are awarded with a weighting of $W = 5.00$ for any club qualifying competition.

- The red masterpoints awarded must **NOT** be submitted via the club's monthly upload to the ABF Masterpoint Centre. They must be sent as a .red file in an email attachment to the Tournament Organiser. ***Do not send anything to the ABF Masterpoint Centre or the State Masterpoint Secretary.***
- Red masterpoints are awarded on a sessional basis only; *i.e.* there is NO outright award.
- These sessions are run under the NSWBA's grade B (State Championship) allowance – do not use your club's B4c sessions.

- Provided at least one representative pair is sent to the State Final, the NSWBA will pay the first \$30 for any red masterpoints awarded.
20. If the NSWBA decides that the State Final should be held on RealBridge rather than face-to-face, the following changes will be made:
- a) The cost for all entrants will be reduced by \$20 per pair. Prizes will be reduced.
 - b) Eligibility for the Country Pairs Final will be based solely on the player's place of residence. A minimum of 12 Country pairs must be available for a separate Country Pairs Final to be held.
 - c) Start time for the Final will be brought forward to 10.00am.
21. All correspondence should be sent to the Tournament Organiser at sop@nswba.com.au.

Appendix: Masterpointing the State Open Pairs Club Qualifying Event Correctly Part A - Using Compscore2

1. Set up individual sessions as normal, but choose “Red” for Masterpoints and “5.00” for Basic Weighting (see Figure 1).



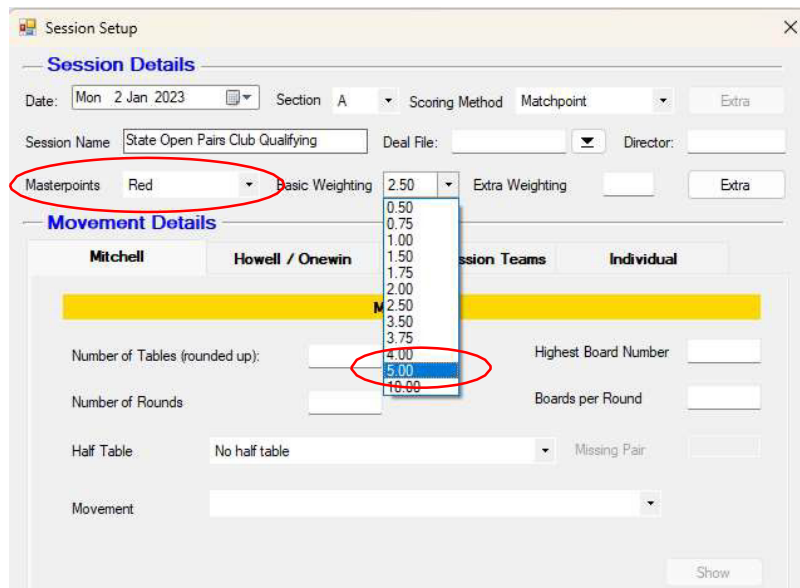
The screenshot shows the 'Session Setup' dialog box for a 'State Mixed Pairs Club Qualifying' event. The 'Session Date' is '12-Jul-2017', 'Section' is 'A', and 'Scoring' is 'Matchpoint'. The 'Session Name' is 'State Mixed Pairs Club Qualifying'. The 'Masterpoints' dropdown is set to 'Red' and the 'Basic Weighting' dropdown is set to '5.00'. The 'Movement Details' section is expanded, showing a list of movement options: 2.75, 3.00, 3.25, 3.50, 3.75, 4.00, 5.00, and 10.00. The '5.00' option is selected and circled in red. Other fields include 'Number of Tables (rounded up)', 'Number of Rounds', 'Half table' (set to 'No half table'), 'Movement', 'Highest Board Number', 'Boards per Round', and 'Missing Pair'.

Figure 1: Session Setup

2. Type in the Movement Details and score normally. The masterpoints will be calculated correctly. Generate the required red point file using normal procedures.

Appendix: Masterpointing the State Open Pairs Club Qualifying Event Correctly Part B - Using Compscore3

1. Set up individual sessions as normal, but choose "Red" for Masterpoints and "5.00" for Basic Weighting (see Figure 2).



The screenshot shows the 'Session Setup' window with the following details:

- Session Details:**
 - Date: Mon 2 Jan 2023
 - Section: A
 - Scoring Method: Matchpoint
 - Session Name: State Open Pairs Club Qualifying
 - Deal File: [empty]
 - Director: [empty]
 - Masterpoints: Red (circled in red)
 - Basic Weighting: 2.50 (dropdown menu open, showing options from 0.50 to 10.00, with 5.00 highlighted and circled in red)
 - Extra Weighting: [empty]
- Movement Details:**
 - Number of Tables (rounded up): [empty]
 - Number of Rounds: [empty]
 - Half Table: No half table
 - Movement: [empty]

Figure 2: Session Setup

2. Type in the Movement Details and score normally. The masterpoints will be calculated correctly. Generate the required red point file using normal procedures.

Appendix: Masterpointing the State Open Pairs Club Qualifying Event Correctly Part C - Using Scorebridge

1. Enter the results and score up normally until the **Results and Outputs** window is reached (see Figure 3). Choose "Options" and "Master Point Options FOR THIS EVENT".

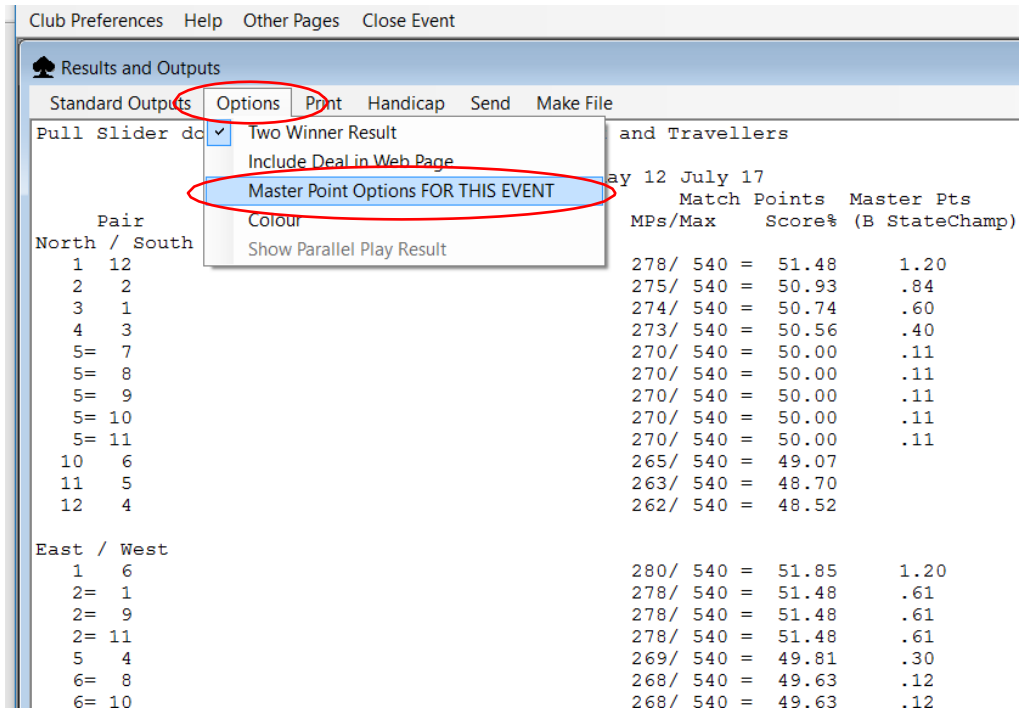


Figure 3: Master Point Options

2. Choose "B StateChamp" from the drop down menu (4). Click "OK".

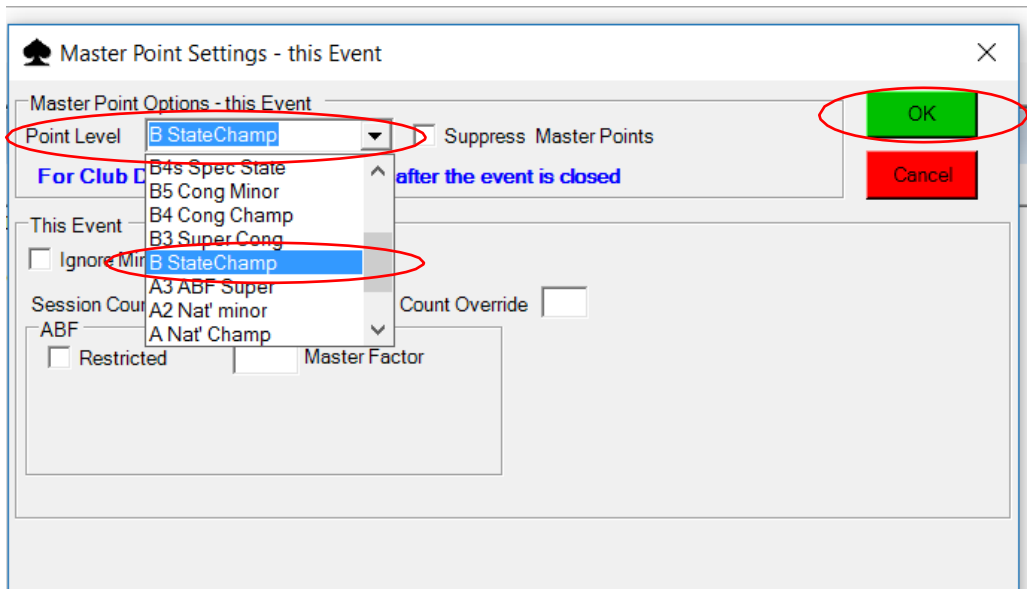


Figure 4: Master Point Settings

3. The masterpoints will be calculated correctly. Generate the required red point file using normal procedures.

Appendix: Masterpointing the State Open Pairs Club Qualifying Event Correctly Part D - Using ASE9

1. Set up individual sessions as normal, but choose “B State championship” for Masterpoint grade (see 5).

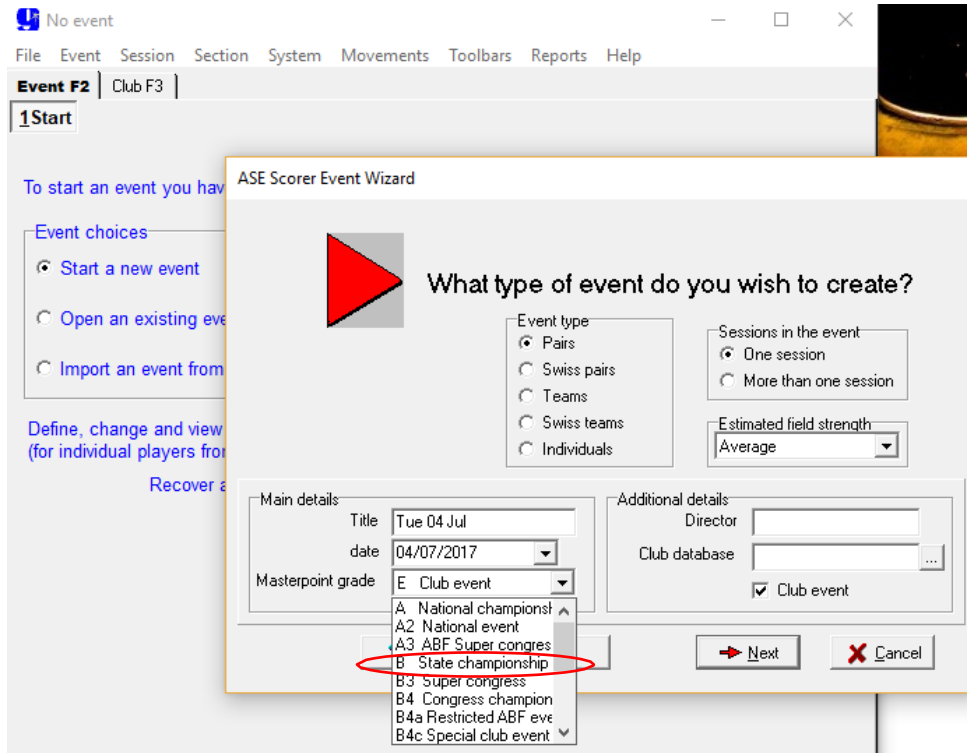


Figure 5: Setting up

2. Run the sessions normally. When it's time to score up, proceed normally until the Masterpoint Awards windows is reached (Figure 6). Check the masterpoint tournament grade is “B State championship” and the Master factor grade is set to “None”. Make sure to click “Recalculate” before “OK”.

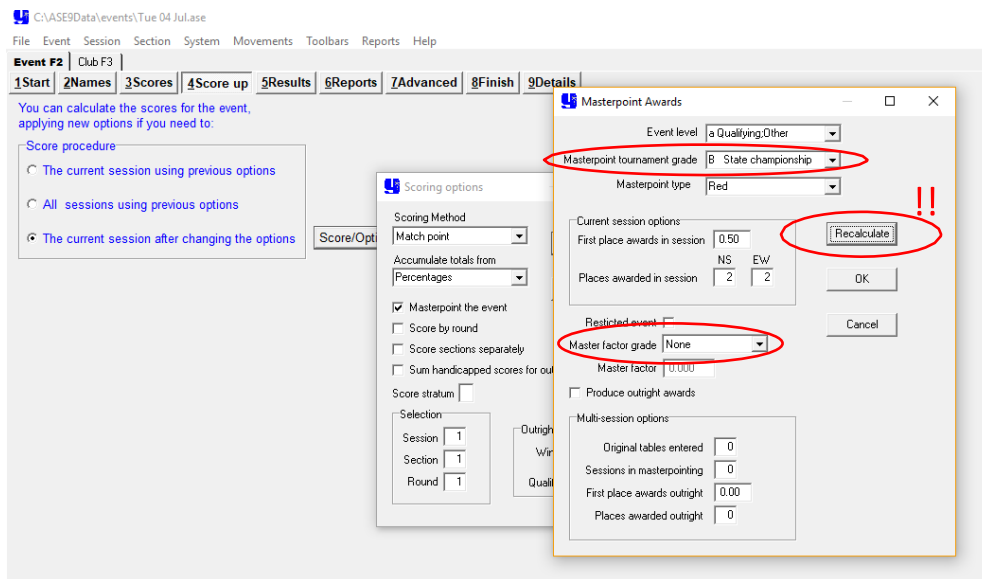


Figure 6: Masterpoint Awards

3. The masterpoints will be calculated correctly. Generate the required red point file using normal procedures.