

STATE OPEN PAIRS CHAMPIONSHIPS 2020

COUNTRY OPEN PAIRS CHAMPIONSHIPS 2020

SUPPLEMENTARY TOURNAMENT REGULATIONS

NB This event awards red masterpoints with a weighting of 5.00. It is imperative that the director of the sessions sets the weighting correctly when scoring the event. The procedure(s) for doing this in Compscore2, Scorebridge and ASE9 can be found in the appendix at the end of these regulations (Part A, B and C, respectively).

1. The Championship is conducted under the Laws of Duplicate Bridge 2017 and the Tournament Regulations of the New South Wales Bridge Association, as amended.
2. The State Open Pairs and Country Open Pairs Championship Finals will be held on 21st & 22nd November 2020.
3. Yellow Systems are not permitted at any stage of the Championship.
4. Directors must be qualified at Club level or above.
5. Players must have an *active* Australian Bridge Federation masterpoint number.
6. Players do not have to be members of the club at which the qualifying competition is held.
7. Club qualifying competitions must be held over a maximum of four sessions. Clubs may hold more than one qualifying event, but the maximum number of sessions allowed for any single club is five.
8. The upper limit to the number of pairs that may be sent is the entire qualifying field. Clubs will be charged \$120 per pair.
9. Clubs and players should note that pairs that have not qualified via an affiliated club will be accepted into the Final at a cost of \$140 per pair. They may enter by ringing the NSWBA Office (9264 8111) or enter on-line via the NSWBA website, <http://www.nswba.com.au/tourn/calendar>.
10. To get the benefits of the discounted entry fee above, **all pairs must be *bona fide* club representatives, i.e. each pair must have entered and played a club qualifying event as a pair - it is not allowable for players who have qualified in different partnerships to play together in the Final as club representatives.** Such players may, of course, enter the Final directly as allowed under clause 9.

11. Pairs playing in the State Final are allowed one substitution on the Saturday and no substitutions on the Sunday. All substitutions must be in accordance with the NSWBA Tournament Regulations, submitted via the on-line substitution form at <http://www.nswba.com.au/forms/substitute.asp> and must be approved in advance by the NSWBA Tournament Committee.
12. The top 14 pairs on Saturday will qualify for the State Open Pairs Final. In addition, the top 14 pairs from the non-metropolitan clubs will qualify to a separate Country Open Pairs Final. Country pairs who qualify for the State Final may choose which Final they contend.
13. To be eligible to qualify for the Country Pairs Final a pair must either
 - (a) have qualified via a non-metropolitan affiliated club, or
 - (b) each member of the pair must have a main residence in a non-metropolitan region of NSW and/or be a *bona fide* member of and regular player at a non-metropolitan club. No pair that qualified via a metropolitan club is eligible for the Country Pairs Final.
14. Clubs located outside the Sydney metropolitan region may apply to the NSWBA for financial assistance for pairs representing their clubs in the Championship Final.
15. An Excel form to assist clubs is available for download from the NSWBA website <http://www.nswba.com.au/tourn/state/se.asp?Y=2020&E=sop>. This is to be completed and used as a cover sheet and check list and then emailed to the NSWBA. Participating clubs must send the following to the NSWBA by email:
 - The completed coversheet available from the NSWBA website (see above) as an Excel file. This will include the names and ABF numbers of the nominated pairs;
 - A complete copy of the results of each qualifying session as a pdf, html or txt file;
 - **The masterpoint file as a .red file. This is mandatory if you score using a computer.**
16. Clubs should note that red masterpoints for the qualifying sessions will be submitted to the Masterpoint Centre **after** the Championship Final.
17. The NSWBA will issue each participating club with an invoice to cover the entry fees of representative pairs. **Do not send any money until you receive the invoice.** Provided all relevant files are received before the start of the Finals, the NSWBA will also pay the costs of any red masterpoints issued.

18. Masterpoints.

Red masterpoints are awarded for any club qualifying competition - a club representative pair does not need to attend the Championship Final in Sydney.

- Red masterpoints will be awarded at State Championship level with a weighting of 5.00. They are to be calculated by the scoring program or club masterpoint secretary. See the Appendix to these regulations.
- Red masterpoints will be awarded on a sessional basis only; *i.e.* there is NO outright award. If a club runs a qualifying session(s), followed by a final and consolation, only the players in the final will receive red masterpoints. Red masterpoints must not be awarded to players in the consolation. (Green masterpoints may be awarded to these players as for a normal club session, through the standard monthly upload or quarterly return.)
- These sessions are run under the NSWBA's grade B (State Championship) allowance – do not use your club's B4c sessions.
- Provided all relevant files are received before the start of the Finals, the NSWBA will pay the costs of any red masterpoints awarded.
- ***Please Note:*** The red masterpoints awarded must **NOT** be submitted via the club's monthly upload or quarterly return to the ABF Masterpoint Centre. They must be sent as an email attachment ***to the Tournament Organiser*** in a .red file. ***Do not send anything to the ABF Masterpoint Centre or the State Masterpoint Secretary.***

19. All correspondence should be sent to:

Wing Roberts

C/- NSWBA

1st Floor, 162 Goulburn Street,

East Sydney 2010.

Phone enquiries: (02) 9264 8111

email: office@nswba.com.au

Appendix: Masterpointing the State Open Pairs Club Qualifying Event Correctly Part A - Using Compscore2

1. Set up individual sessions as normal, but choose “Red” for Masterpoints and “5.00” for Basic Weighting (see Figure 1).

The screenshot shows the 'Session Setup' window for a 'State Mixed Pairs Club Qualifying' event. The 'Masterpoints' dropdown is set to 'Red' and the 'Basic Weighting' dropdown is set to '5.00'. The 'Movement Details' section shows a list of movement options with '5.00' selected. The 'Number of Tables' is set to 1, 'Number of Rounds' is 1, and 'Half table' is 'No half table'. The 'Movement' dropdown is empty.

Figure 1: Session Setup

2. Type in the Movement Details and score normally. The masterpoints will be calculated correctly. Generate the required red point file using normal procedures.

Appendix: Masterpointing the State Open Pairs Club Qualifying Event Correctly Part B - Using Scorebridge

1. Enter the results and score up normally until the **Results and Outputs** window is reached (see Figure 1). Choose "Options" and "Master Point Options FOR THIS EVENT".

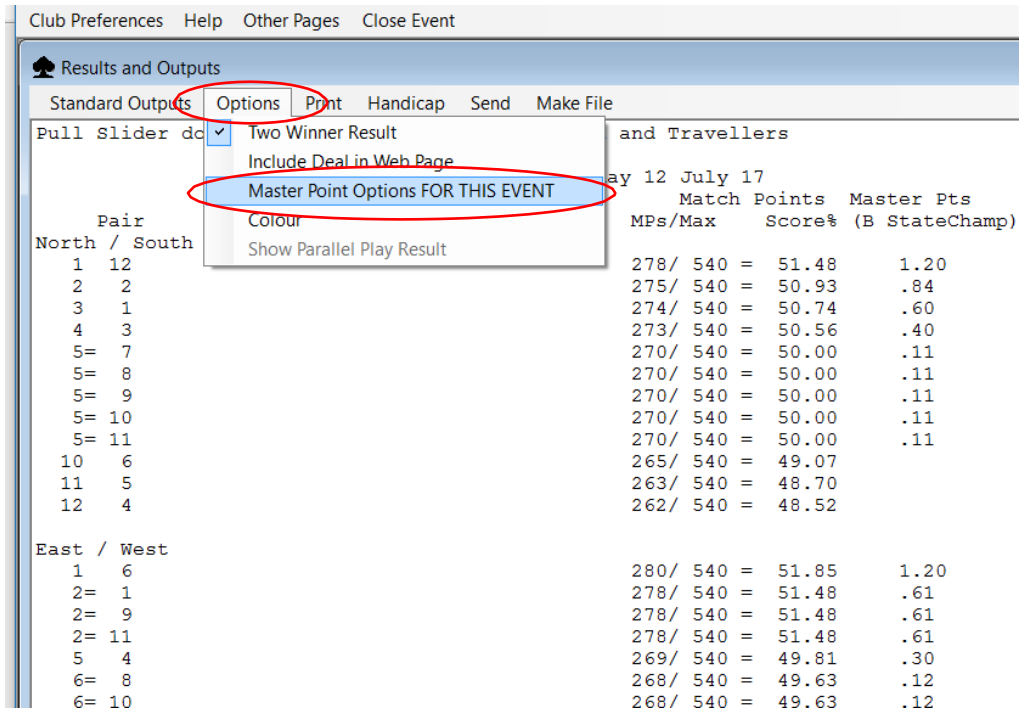


Figure 1: Master Point Options

2. Choose "B StateChamp" from the drop down menu (Figure 2). Click "OK".

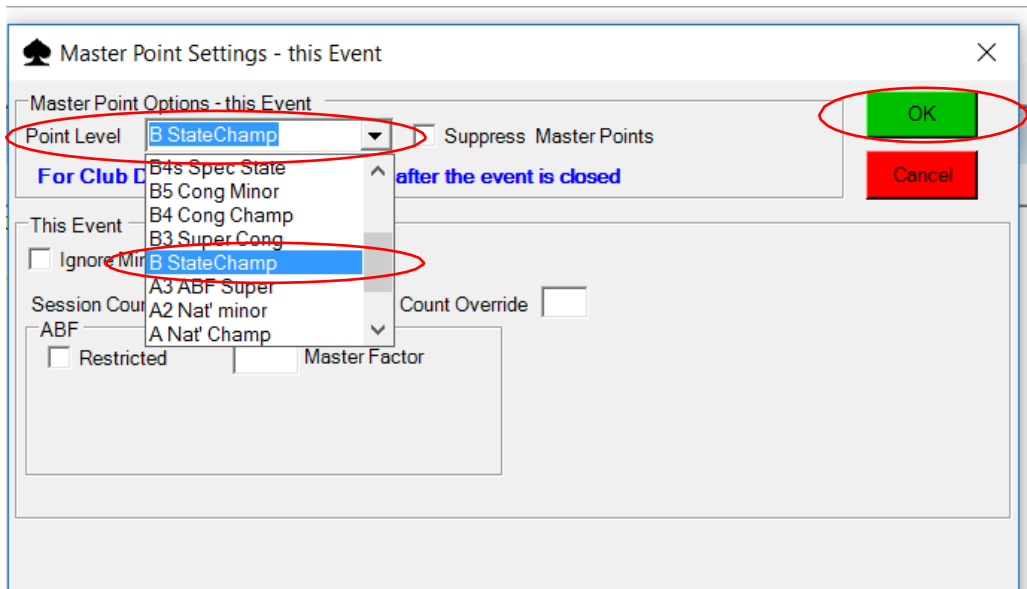


Figure 2: Master Point Settings

3. The masterpoints will be calculated correctly. Generate the required red point file using normal procedures.

Appendix: Masterpointing the State Open Pairs Club Qualifying Event Correctly Part C - Using ASE9

1. Set up individual sessions as normal, but choose “B State championship” for Masterpoint grade (see Figure 1).

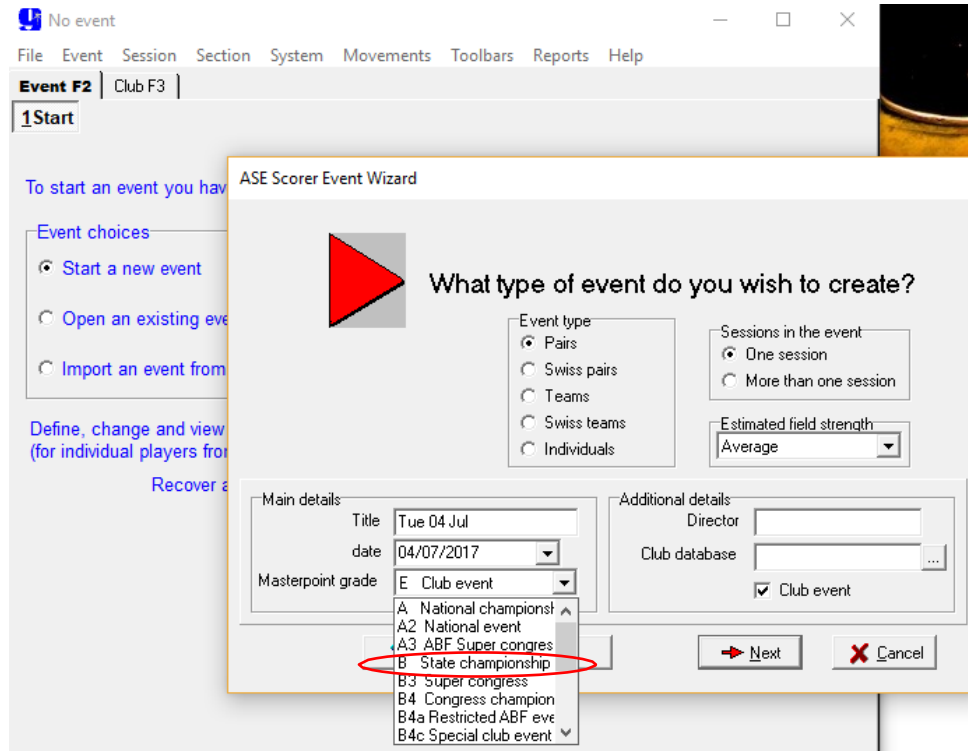


Figure 1: Setting up

2. Run the sessions normally. When it's time to score up, proceed normally until the Masterpoint Awards windows is reached (Figure 2). Check the masterpoint tournament grade is “B State championship” and the Master factor grade is set to “None”. Make sure to click “Recalculate” before “OK”.

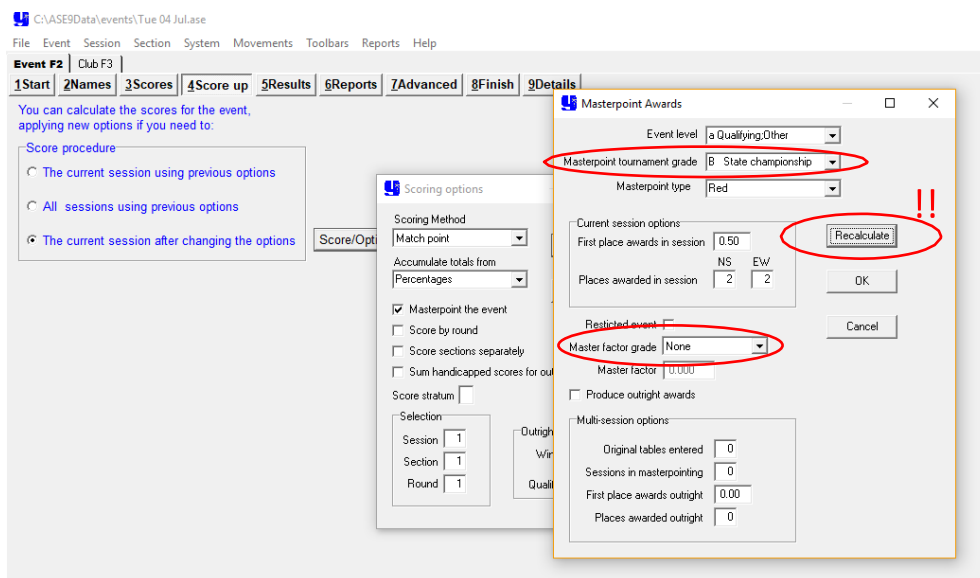


Figure 2: Masterpoint Awards

3. The masterpoints will be calculated correctly. Generate the required red point file using normal procedures.